

FCC Employee Demographics

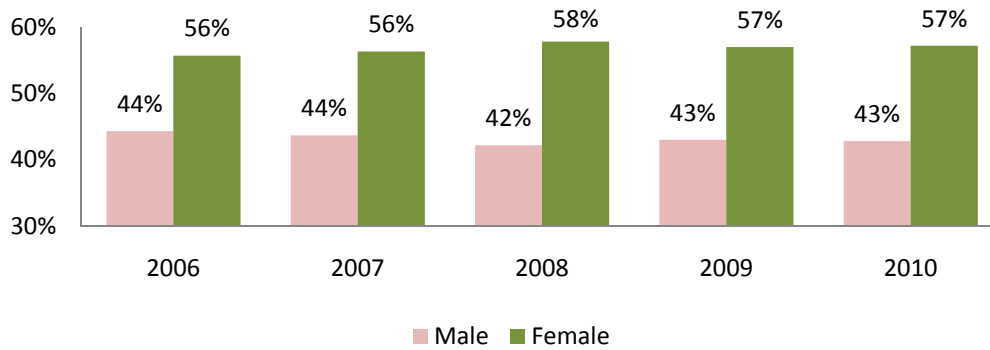
FCC FULL-TIME EMPLOYEES

Classification	2006	2007	2008	2009	2010
Administrator	24	25	25	24	25
Classified	271	279	269	266	264
Classified Manager	8	9	8	8	7
Faculty	322	319	324	325	323
Total	625	632	626	623	619

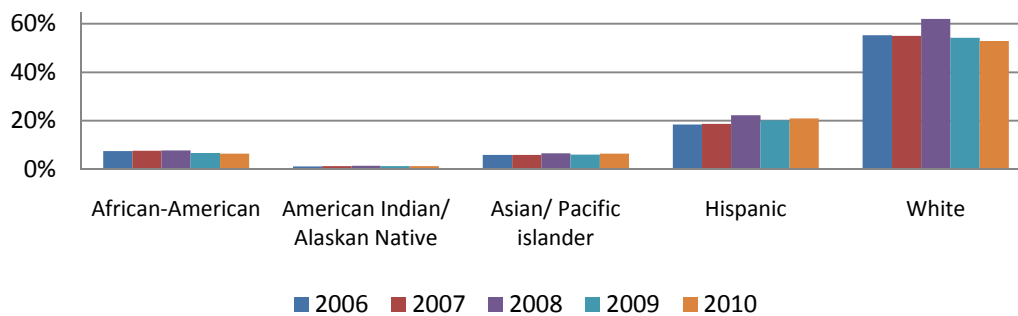
FCC PART-TIME EMPLOYEES

Classification	2006	2007	2008	2009	2010
Administrator	0	0	1	1	0
Classified	67	66	65	69	63
Classified Manager	0	0	0	2	2
Faculty	890	849	887	990	1099
Total	957	915	953	1062	1164

FCC Full-Time Employee Gender

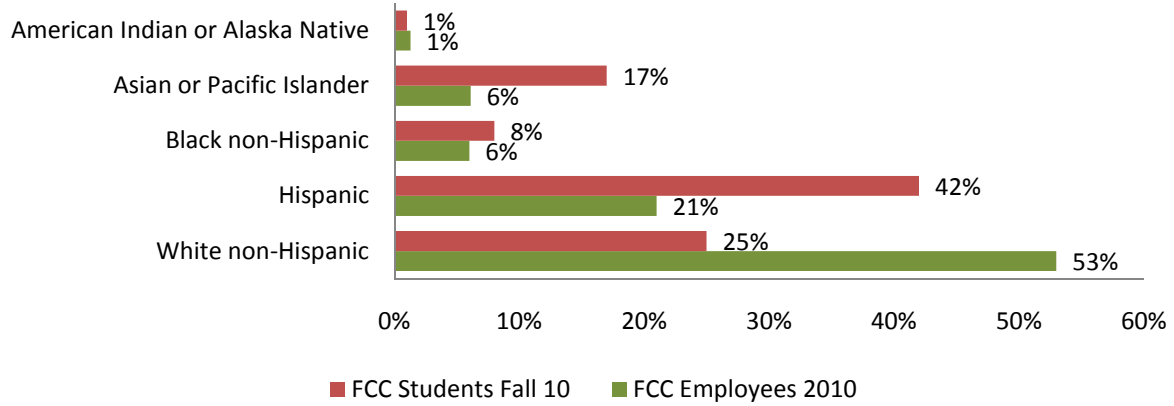


FCC Full-Time Employee Ethnicity



FCC Employee Demographics

FCC Students vs. Full-Time Employees



FCC Full-Time Employees vs. Fresno County

